92 Series - Sockets and Accessories for 62 Series Relays

92.03

Approvals
(according to type):

Relay type	62.32	
Colour	BLUE	BLACK
Clamp terminal socket: panel or 35 mm rail (EN 50022) mount retaining clip 092.71 supplied with socket packaging code SMA	92.03	92.03.0
Retaining clip	092.71	
Modules (see table below)	99.02	
Timer modules	86.10, 86.20	

- RATED VALUES: 16 A - 250 V
- INSULATION: ≥ 6 kV (1.2/50µs) between coil and contacts
- PROTECTION CATEGORY: IP 20
- AMBIENT TEMPERATURE: (-40...+70)°C
- SCREW TORQUE: 0.8 Nm
- WIRE STRIP LENGTH: 10 mm
- MAX WIRE SIZE:

	solid wire	stranded wire
mm²	1x10 / 2x4	1x6 / 2x4
AWG	1x8 / 2x12	1x10 / 2x12

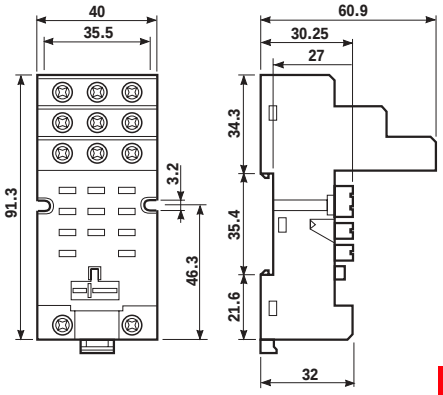

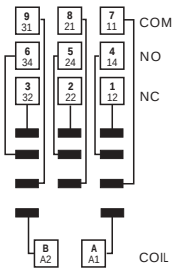

92.03

62

99.02

99.02 modules for 92.03 socket		BLUE
Diode** (+A1)	(6...220) V DC	99.02.3.000.00
Diode (inverted polarity)	(6...220) V DC	99.02.2.000.00
LED	(6...24) V DC/AC	99.02.0.024.59
LED	(28...60) V DC/AC	99.02.0.060.59
LED	(110...240) V DC/AC	99.02.0.230.59
LED + Diode** (+A1)	(6...24) V DC	99.02.9.024.99
LED + Diode** (+A1)	(28...60) V DC	99.02.9.060.99
LED + Diode** (+A1)	(110...220) V DC	99.02.9.220.99
LED + Diode (inverted polarity)	(6...24) V DC	99.02.9.024.79
LED + Diode (inverted polarity)	(28...60) V DC	99.02.9.060.79
LED + Diode (inverted polarity)	(110...220) V DC	99.02.9.220.79
LED + Varistor	(6...24) V DC/AC	99.02.0.024.98
LED + Varistor	(28...60) V DC/AC	99.02.0.060.98
LED + Varistor	(110...240) V DC/AC	99.02.0.230.98
RC circuit	(6...24) V DC/AC	99.02.0.024.09
RC circuit	(28...60) V DC/AC	99.02.0.060.09
RC circuit	(110...240) V DC/AC	99.02.0.230.09
No - remanence (62 kΩ/1W)	(110...240) V AC	99.02.8.230.07

**For DC supply, apply the positive to terminal A1. Modules in Black housing are available on request.
Green LED is standard. Red LED available on request.

92 Series - Sockets and Accessories for 62 Series Relays

92.13

Relay type	62.32	
Colour	BLUE	BLACK
P.C.B. socket retaining clip 092.54 supplied with socket packaging code SMA	92.13	92.13.0
Retaining clip	092.54	

Approvals
(according to type):

CE GOST cULus

- RATED VALUES: 32 A - 250 V
  (10 A max for each contact circuit)
- DIELECTRIC STRENGTH: ≥ 2.5 kV AC
- AMBIENT TEMPERATURE: (-40...+70)°C

- 62.3X plug on 92.13 is 63.3 mm high

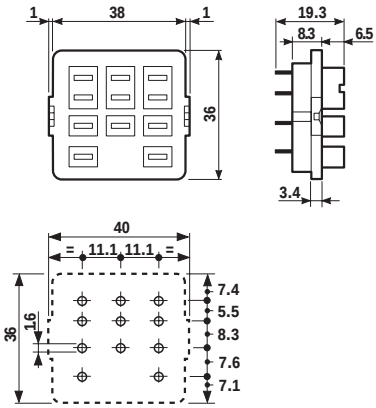

62

92.33

Relay type	62.32	62.33
Colour	BLUE	BLUE
Panel mount solder socket: mounted with M3 screw retaining clip 092.54 supplied with socket packaging code SMA	92.33	92.33
Retaining clip	092.54	

Approvals
(according to type):

CE GOST cULus

- RATED VALUES: 32 A - 250 V (10 A max for each contact circuit)
- DIELECTRIC STRENGTH: ≥ 2.5 kV AC
- AMBIENT TEMPERATURE: (-40...+70)°C

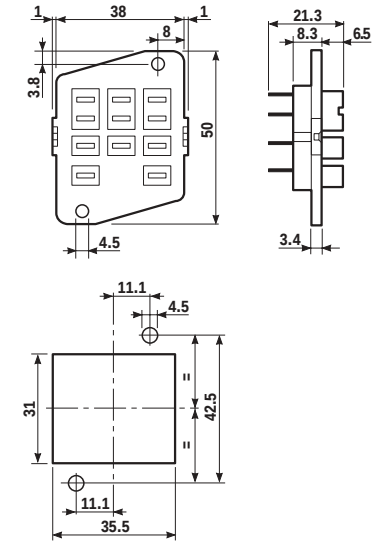

ACCESSORIES

062.10

Mounting adaptor for types 62.3x and 62.8x (M4)	062.10

062.10

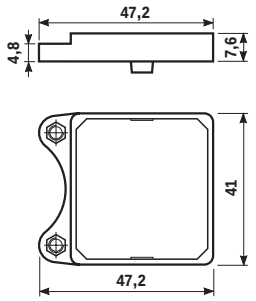

060.72

Sheet of marker tags for 62 series relays (72 tags)	060.72

PACKAGING CODES

How to code and identify retaining clip and packaging options for sockets.

Code options according to the last three letters:

9 2 0 3 S M A

A Standard packaging

SM Metal retaining clip
SX No retaining clip