



Reed Contact Magnetic Sensors Ø 6



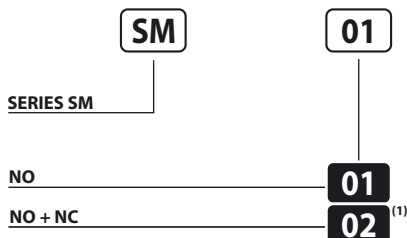
REED CONTACT MAGNETIC PROXIMITY SENSORS

- Plastic housing
- 2 mS delay on activation
- 2 m integral cable
- Choice of magnet targets

SM Series




Identification code

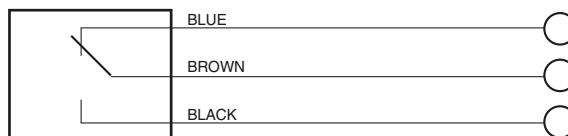


Wiring diagrams

NO CONTACT



NO + NC CONTACT



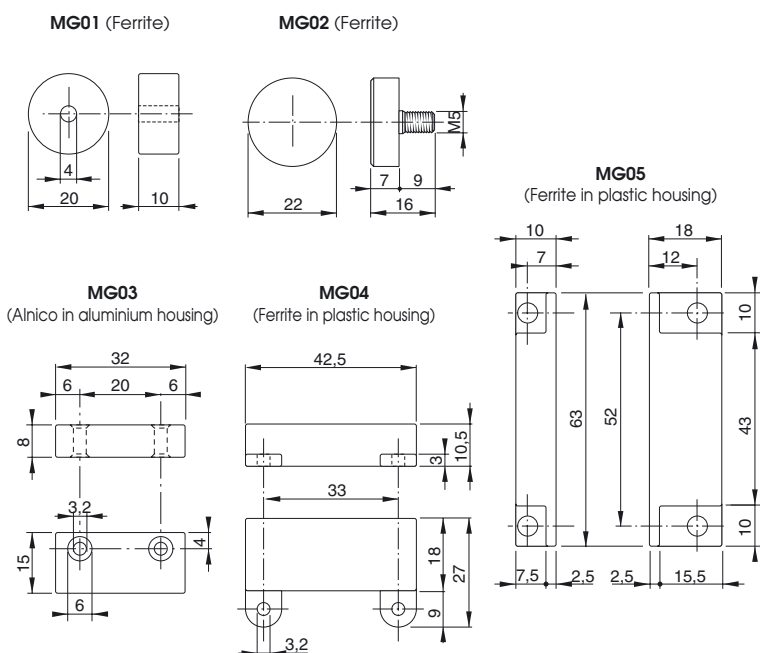
MAX. VOLTAGE (SM01)	250 Vpeak (I max = 0.04 A)
MAX. CURRENT (SM01)	0.04 A
POWER (SM01)	10 W/VA
SWITCHING FREQUENCY	200 Hz
DELAY ON ACTIVATION	2 mS
REPEATABILITY	± 0.3 mm
TEMPERATURE LIMITS	-20 ÷ +60°C
PROTECTION DEGREE	IP 67
CABLE LENGTH	2 m
CABLE SECTION	SM01=2x0.50mm ² /SM02=3x0.35mm ²
HOUSING MATERIAL	ABS

⁽¹⁾ P_w = 3VA : 100 Vpeak (I max = 0.03A) - 12V (I max = 0.25A)

Reed contact sensor / magnet switching distance (mm)

DIAMETER 6		
Distance	Hysteresis	
24	5	MG01
22	5	MG02
6	2,5	MG03
32	5	MG04
29	5	MG05

Magnets dimensions (mm)



WARNING: The data specified in this table have an approximate value because they depend on the magnet position, on the material on which it is applied (ferromagnetic or not) and because they are related to the magnet during the frontal approach. Reed contact sensors can be also activated laterally considering that switching distances are always influenced by the magnet position and orientation besides the material on which it is applied (ferromagnetic or not).

Dimensions (mm)

