


























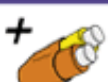









Oznaczenia czujników termoelektrycznych

Thermocouple Extension Type	 ANSI	 BS	 DIN	 NFC	 JIS	 IEC
JX + IRON - CONSTANTAN®						
KX + CHROMEL® - ALUMEL®						
TX + COPPER - CONSTANTAN®						
EX + CHROMEL® - CONSTANTAN®						
NX + NICROSIL® - NISIL®			*	*	*	
SX + COPPER - ALLOY II	